


2023 CATALOG OF DREAMS

# OUTDOOR *living*

**UNILOCK**  
PAVERS & WALLS





“

A beautiful outdoor space should stand the test of time, every time.”

~ Ed Bryant

In 1972, our founder Ed Bryant established Unilock as a leader in the hardscape sector by introducing the ground-breaking UNI-Stone® to the North American market. From there came a steady stream of innovative products and technologies that would help elevate the industry to new heights.

From choosing the best contractor, to understanding the necessary steps to take before you start digging for installation, this catalog features a variety of useful tools to help kick-start your outdoor project. We offer an extensive line of beautiful paver and wall products that have been used to design countless beautiful spaces, from backyard patios to landmark public spaces across the continent.

Today, high-quality, design-forward Unilock products, and our partnerships with the very best installers, designers, dealers and suppliers in the industry, make us uniquely capable of helping you along in your journey to create the outdoor space of your dreams. Let's pave it forward, together.



Ed Bryant, Unilock Founder





# TABLE OF *Contents*



Journey in style as you discover, dream, and learn about  
our revolutionary Unilock products and resources.



## **6 DREAM**

---

- |           |                           |           |                      |
|-----------|---------------------------|-----------|----------------------|
| <b>8</b>  | Discover Unilock Finishes | <b>14</b> | Dream with Unilock   |
| <b>10</b> | Choose your Shape         | <b>46</b> | Unilock Best in Show |
| <b>13</b> | Unique Touches            |           |                      |

## **48 PRODUCTS**

---

- |           |                      |            |                        |
|-----------|----------------------|------------|------------------------|
| <b>50</b> | Product Categories   | <b>60</b>  | Pavers & Slabs         |
| <b>52</b> | Think Green          | <b>120</b> | Retaining Walls        |
| <b>54</b> | Unilock Technologies | <b>148</b> | Coping, Steps & Treads |

## **156 LEARN & PLAN**

---

- |            |                              |            |                     |
|------------|------------------------------|------------|---------------------|
| <b>158</b> | Project Planning Resources   | <b>166</b> | Commercial Projects |
| <b>162</b> | Finding the Right Contractor | <b>168</b> | Quality Commitment  |
| <b>164</b> | Installation 101             |            |                     |




# Dream

Begin with a dream  
of what's possible

Imagine an outdoor space where the inspired use of patterns, textures and shapes not only creates design-envy, but elevates your world in the most beautifully functional way.







# Discover Unilock Coatings

---



Available exclusively on Elegance and select EnduraColor products, EasyClean enhances the surface color and provides integral stain resistance.

ARTLINE™  
UMBRIANO®  
BRISTOL VALLEY™  
BEACON HILL™ SMOOTH

COPTHORNE®  
COURTSTONE®  
TOWN HALL®  
RICHCLIFF®

See page 56 for more details.

---



## ClassicCoat™



These factory-sealed Classic thru-mix pavers save you from the time and expense of after-market sealing and offer a layer of added protection for the product's surface texture and color.

WESTPORT™



# Surface

## Finishes



### Exposed Granite

Marble, granite and quartz particles are embedded into the product's surface and are later exposed through additional processing methods.

SERIES™  
TRIBECA COBBLE™  
NORDIC COBBLE™



### Enhanced Surface

The surface of these products is enhanced using a special process to reveal a variety of distinctive colors and textures.

ARCANA™  
SORENO™

*Products enlarged to show surface texture.*



### Antiqued

Various methods are employed to obtain this weathered, timeworn finish, but in every instance, this patina improves the appearance.

BRUSSELS BLOCK®  
BRUSSELS DIMENSIONAL™  
BRISTOL VALLEY®  
ESTATE WALL™  
MATTONI™  
OLDE QUARRY™

### Brushed

IL CAMPO®



Accentuated by artistically intriguing etched lines, this surface is available exclusively from Unilock.

### ColorFusion™

UMBRIANO®



Color and granite particles are randomly dispersed to achieve a unique mottled surface.

# Choose your *Shape*

## SHAPING YOUR OUTDOOR PROJECT

Finding the right shape to fit your outdoor project is like placing the last puzzle piece on an exquisite work of art. It just fits! What's more, combine different shapes together to deliver a two-for-one hardscape punch that will elevate your artistic vision to new heights.



RECTANGLE  
HEX  
SQUARE  
PLANK



## What will you create?

Let your imagination run wild in the playground of Unilock paving products!




# Find your *Style*

Whether you're designing a quaint backyard refuge or an ultra-modern driveway, we have a variety of paving products that'll turn your outdoor space into a little slice of heaven.



HISTORICAL



TRADITIONAL



GEOMETRIC




CONTEMPORARY

# Pick your Pattern


## PLAY WITH ANGLES

From herringbone to basket weave, the right angle can make all the difference! A Unilock Authorized Contractor can recommend the best laying patterns based on the products you choose.


RANDOM



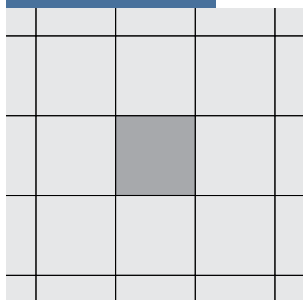
LINEAR



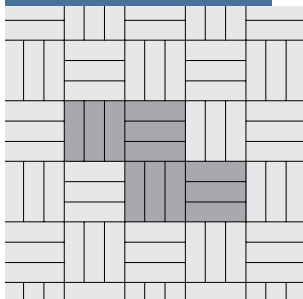
DESIGNER




STACKED



BASKETWEAVE



HERRINGBONE



## THINK OUTSIDE THE BOX

Distinct laying patterns can help define unique "rooms" across your outdoor space, giving you countless design options.

Visit [Unilock.com](http://Unilock.com) for laying patterns.




# Unique Touches

Let your creativity shine! Unilock border and banding options can help enhance your distinctive designs and add touches of elegance to your driveway, walkway, patio or vertical features.



Take it a step further with multiple borders, pixelated paver rugs or contrasting geometric grids.

## JOINT MATERIAL



Joint material plays an important role between pavers by keeping out weeds and other debris. However, the color you choose can also have a dramatic impact on the look of your project. Your contractor can help you decide what will work best.







**Pavers:** Arcana™ (Modena) with  
Mattoni™ (Dark Charcoal) accent rug

**Fire Feature, Garden Walls and  
Grill Island:** U-Cara® Smooth (Dark  
Charcoal) with Architectural Coping  
(Charcoal) \*excluding Grill Island  
countertop







This polished and sophisticated modern farmhouse features a spectacular see-through fire feature with built-in TV as a centerpiece.





**Pavers:** Treo® Smooth (Granite) with Copthorne® (Basalt) accent and Umbriano® (French Grey) inlays

**Firepit:** Brussels Dimensional Stone® Sunset Firepit (Granite) with LedgeStone™ (Buff) firepit coping

**Retaining Wall, Steps, and Vertical Features:** U-Cara® Smooth (Granite Fusion) with LedgeStone (Buff) coping







A curved seat wall leads to a circular fire pit, with a sizable pool deck perfect for entertaining the family.









This fire table is a happy hour haven, where guests can laugh and linger the night away.



**Pavers:** Bristol Valley® (Steel Mountain) with Cophthorne® (Basalt) accent


**Grill Island:** Brussels Dimensional Stone® (Sierra)






**Pavers:** Beacon Hill™ Smooth  
(Opal Blend) with Holland Premier™  
(Dark Charcoal) accent

**Fire Feature and Raised Patio:**  
Lineo™ Dimensional Stone  
(Graphite) with Universal Coping  
(Grey) coping and steps







This elevated backyard patio raises the bar with a stunning fire feature, lounge seating and feature lighting at night.











There are always further heights to reach, and these angular, terraced retaining walls create this next-level, intimate outdoor gathering space.

**Pavers:** Beacon Hill™ Smooth (Granite Fusion) with Mattoni™ (Granite Fusion, Sable Blend and Dark Charcoal) accents and paver rug

**Retaining Wall:** SienaEdge™ (Granite)

**Firepit:** U-Cara® Pitched (Granite Fusion) with Natural Stone (Stone Cliff Grey) coping






**Pavers:** Arcana™ (Corvara) with LedgeStone™ Fullnose (Grey) pool coping

**Firepit:** Lineo™ Dimensional Stone (Granite Blend) with LedgeStone Fullnose (Grey) coping

**Pillars:** Lineo Dimensional Stone (Granite Blend) with LedgeStone (Grey) pillar cap







Geometric pavers and contrasting lines of turf deliver a mosaic-like appearance on this monochromatic pool deck.



**Pavers:** Beacon Hill™ Smooth (Bavarian Blend) with Mattoni™ (Dark Charcoal) accent

**Walls:** Lineo™ Dimensional Stone (River) with Mattoni (Dark Charcoal) accent and LedgeStone™ (Buff) coping and trim detail







A warm and inviting fire feature and rich earth tones create a cozy gathering space for family and friends alike.



**Pavers:** Umbriano®  
(Summer Wheat) with  
Town Hall® (Burnt Clay)  
accent and Natural Stone  
(Golden Sand) steps







Sharp angles and bold Town Hall paving borders stylishly delineate the front walkway and backyard dining space.





**Pavers:** Beacon Hill™ Smooth  
(Granite Fusion) with Mattoni™  
(Dark Charcoal) accent

**Grill Island and Firepit:** Lineo™  
Dimensional Stone (Granite Blend)  
with Mattoni (Dark Charcoal) accent







An L-shaped,  
multi-purpose outdoor  
kitchen with all the  
bells and whistles  
to make your chef  
dreams come true!








**Driveway Pavers:** Series™ (Arctic Grey and Nordic Star) with Series (Onyx Black) accents and custom color inlays

**Patio Pavers:** Beacon Hill™ Smooth (Granite Fusion) with Series (Onyx Black) accents

**Wall:** U-Cara® Smooth (Opal) with U-Cara Series (Onyx Black) accents







An array of grey and black pavers in the driveway and backyard creates a super sleek, ultra-modern geometric playground.








Richcliff® (Dawn Mist and Pebble Taupe)  
with Courtstone® (Basalt) accent and  
Ledgestone™ (Buff) step treads







This Arts and Crafts-style home features the strikingly detailed riven texture of Richcliff, delivering classic elegance.











This backyard space is an entertainer's paradise with a complete outdoor kitchen, distinct dining, lounging, and relaxing outdoor features.



**Pavers:** Umbriano® (French Grey) with Town Hall® (Basalt) accent

**Walls:** Lineo Dimensional Stone™ (Granite Blend) with Lineo Dimensional Stone (Graphite) accent

**Fireplace:** Lineo Dimensional Stone (Granite Blend) with Series™ (Onyx Black) accent

**Steps & Coping:** Natural Stone (Stone Cliff Grey)



This sunken patio and adjacent grill island is a clever fusion of form and function that elevates this intimate space.



**Upper Level Pavers:** Bristol Valley® (Steel Mountain) with Town Hall® (Basalt) accent

**Lower Level Pavers:** Artline™ Smooth (Steel Mountain) and Artline (Granite Blend II Campo® Finish) with Town Hall (Basalt) accent

**Seat Wall, Firepit and Grill Island:** Lineo™ Dimensional Stone (Sierra) with Ledgestone™ (Buff) coping and step treads









**Pavers:** Beacon Hill™ Smooth (Opal Blend) with Copthorne® (Basalt) accent

**Fire Feature and Grill Island:** Lineo™ Dimensional Stone (Granite Blend and Graphite - blended on site)

**Seat Wall:** Lineo Dimensional Stone (Granite Blend and Graphite - blended on site) with Copthorne (Basalt) accent and Universal coping (Grey)








This modern patio steals the show, with contrasting colors that highlight the sleek outdoor barbecue and fire features.











A cozy, urban vibe on two levels! Smoke the perfect brisket while your family roasts marshmallows around the fire pit.



**Pavers:** Arcana™ (Corvara)

**Walls, Steps and Grill Island:** U-Cara®  
Umbriano® (French Grey) with Natural  
Stone (Golden Sand) coping



This picturesque pool deck and sunken patio demonstrates a master class in blending unique patterns and shapes.



**Pavers:** Arcana™ (Avorio) with Holland Premier™ (Dark Charcoal) accent

**Steps and Seating Area:** Mattoni™ (Granite Fusion) with Holland Premier (Dark Charcoal) accent and Fullnose (Charcoal) coping

**Walls:** U-Cara® Smooth (Granite Fusion) with U-Cara Series (Onyx Black) accent and Universal Coping (Grey)











## JR's Creative Landscaping **Best in Show Winner**



**"We were able to accommodate every element the homeowners could have dreamed of."**

**Jim Rose**

*OWNER OF JR'S CREATIVE LANDSCAPING*

It was creativity and craftsmanship that landed JR's Creative Landscaping this stunning, multi-dimensional backyard project. In initial planning meetings, Jim Rose, owner of JR's Creative Landscaping learned that the homeowners dreamed of having a multi-purpose backyard with several outdoor "rooms" for living and entertaining. They wanted a space where they could create lifetime memories, while lending itself to larger functions as well as intimate gatherings.

Fortunately, the 4,550 square foot area gave Jim and his team a very generous canvas to work in the many elements on the homeowners'





"The pool has become Grand Central Station in our neighborhood, but the outdoor kitchen may be my favorite space."

**Patrick Borchard**

HOMEOWNER



wish list, which included a complete outdoor kitchen with dining area, covered living room with big screen TV, seating area with a fire feature, an in-ground pool and hot tub. "We were able to accommodate every element," says Jim. "The biggest challenge was working in the various elevations, which would add depth to the overall setting."

The multi-dimensional design incorporated several Unilock paver styles to help define the various areas. Unilock Granito hexagon-shaped pavers were laid in the "rooms" and edged with a charcoal-colored Mattoni banding. Unilock Beacon Hill Smooth pavers were laid in a random pattern, connecting the areas and bringing cohesion to the overall design. The retaining half walls, pillars, counters and the grill island feature Unilock Olde Quarry with natural cut Limestone coping. The finished project far surpassed the homeowners' expectations.

**Pavers:** Beacon Hill™ Smooth (Granite Fusion) and Granito™ Hex (Special Order) with Mattoni (Dark Charcoal) accents

**Vertical Features:** Olde Quarry™ (Granite) with Ledgestone™ (Buff) coping and pillar caps with Ledgestone Fullnose pool coping






# Products

Capture the eye with  
exclusive products


From weathered cobblestone to contemporary linear, our product selection reaches beyond the horizontal to include garden walls, pillars, steps, fire tables and fountains. Rock the look that is unmistakably you, and undeniably Unilock!







# Unilock Product Categories




## CLASSIC

Our **budget-friendly** Classic products are manufactured to exceed ASTM standards for quality and strength.



## ENDURACOLOR™

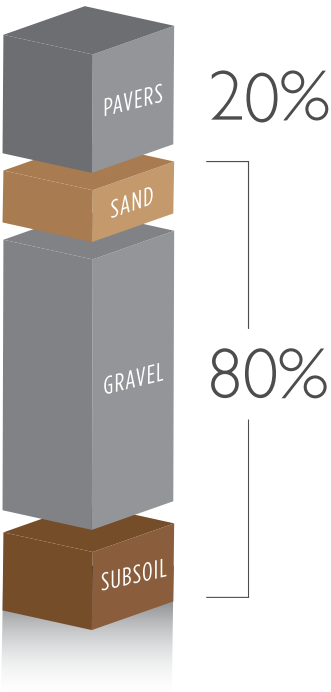
The refined look of our EnduraColor products is achieved with a two-step manufacturing process that uses concentrated color and **wear-resistant** finer aggregates to protect the surface from the appearance of fading over time.



## ELEGANCE™

Our Elegance collection offers timeless beauty with styles you can't get anywhere else. From the classic luxury of riven natural stone slabs to the timeworn look of European cobblestones, the look you purchase is **the look that will last.**

## Project Cost



Choose the product you love to get the maximum enjoyment from the investment you've made below the surface.



# Don't Compromise

Many products look great when they're first installed, but after time the difference in quality shows.

In an average project, only 20% of the overall cost comes from the paver and wall products you choose, so don't be tempted to compromise.



 **ELEGANCE**



# Think *Green*



Arcana™ with permeable installation

More and more households are implementing permeable paver projects as a sustainable, cost-effective and environmentally friendly alternative to traditional pavers.

Developed in response to growing concerns around stormwater management, permeable pavers allow rainwater to flow between the joints of pavers and back into the subsoil. This provides a dual “green” benefit: by naturally filtering out pollutants before stormwater reaches waterways, and by providing extra moisture back into surrounding plant material.

Using permeable pavers will decrease rainwater puddling on the pavement, effectively reducing the risk of ice buildup which is a benefit particularly useful on driveways.

For homeowners who live in regions where local codes require them to reduce impervious surfaces on their lot to accommodate a new landscape feature like an in-ground pool, permeable paving is a popular alternative to conventional poured-in-place concrete or asphalt.

*Some homeowners install rainwater collection systems underneath their paver projects to supply water to in-ground sprinkler systems!*

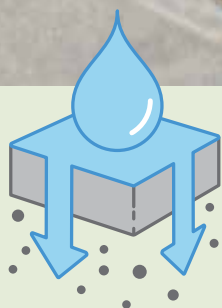




# Permeable Collection


## Permeable Pavers

Special materials are used in the joints and in the permeable base below, to encourage water to flow through and reach the subsoil.



Permeable pavers look similar to traditional pavers but are designed with special spacer bars that create a wider joint.

### TOWN HALL®



PAGE 115

### ECO-PRIORA™




PAGE 66-67

### \*SERIES™



PAGE 89

### \*UMBRIANO®



PAGE 93

### TRIBECA COBBLE®



PAGE 90

### TREO® SMOOTH



PAGE 71

### NORDIC COBBLE™



PAGE 91

\* See product pages for specific permeable sizes



# Ultima™

---



Only Unilock has the technology in North America to manufacture Ultima Concrete resulting in pavers **up to four times stronger** than poured concrete. With Ultima, the look you purchase is the look that will last.

Exclusive to **UNILOCK**

---



Ultima Concrete is a key ingredient in the **timeless beauty** of our Elegance collection of premium pavers.

## What makes Ultima concrete so strong?

In a word, fluidity. During manufacturing, we use as little water as possible while enhancing the fluidity at the drying stage, resulting in a form that self-compacts at the chemical level. The result is an extraordinary product that is unlike anything you'll find outside of Unilock.

### With Ultima

*Unilock Town Hall® pavers are built to last*



### Without Ultima

*Deteriorating brick pavers exposed to deicing salts*



# Reala™

---

When it comes to creating **realistic textures** that are indistinguishable from brick, cobblestone, or flagstone, there is no room for compromise.

Any paver meant to imitate a classic building material needs to embody its look, its feel, and its strength.

At Unilock, we've been capturing all three since 2004 with our Reala technology.



## How do we achieve a random appearance?

First, we cast a multitude of pavers from molds of actual flagstone, brick, and cobblestone. Then we randomize the casting process. With so much variation between molds, we can then ensure that any paver installation avoids repetition, no matter how large or small the project.

---

Utilizing REALA technology, a multitude of natural stone surfaces, brick and historic cobblestones are cast to create a wide variety of **authentic textures** with consistent dimensions that are more cost efficient to install.





# EasyClean™




Integral Stain Resistance

Ketchup

Motor Oil

Red Wine

BEFORE



AFTER

Stains set for thirty minutes, then removed with damp paper towel, hand scrub brush and mild soap.

## What does this mean for stains?

Any spill that does manage to land on an EasyClean paver can be quickly and easily wiped away – no deep scrubbing or heavy cleaners needed.

Exclusive to **UNILOCK**

Unlike after-market sealers which merely coat the top, EasyClean goes beyond the surface and becomes integral to the product during manufacturing. The result is enhanced surface color, and stain resistance.

### EASYSKLEAN ADVANTAGES

Pavers are pre-sealed at the factory

Enhanced resistance to weathering

Reduced dirt absorption

Stains from leaves, coffee, ketchup, mustard, wine and BBQ oils are easier to remove

See how  
it works



Pavers shown on left hand side are Thrumix pavers without EasyClean. Pavers shown on right hand side are EnduraColor pavers with EasyClean Stain Resistance Technology.



# ColorFusion™

---

Exclusive to **UNILOCK**

The look of natural granite is achieved when color and granite particles are randomly dispersed using proprietary ColorFusion technology to achieve a unique mottled surface.



*ColorFusion also available on our  
U-Cara® Multi-Face Wall System.*

ColorFusion is made with the same durable concrete and fortifying manufacturing processes that make Unilock pavers last for decades. Our commitment to beautiful, long-lasting hardscaping products is what built our reputation, and we honor that commitment through continued innovation.



# UNILOCK PAVER REFERENCE GUIDE

UNILOCK PAVERS	Classic	EnduraColor	Elegance	ClassicCoat	EasyClean	Reala	Ultima	ColorFusion	Permeable	Vehicular
Arcana™		•			•					
Artline™ Smooth		•								•
Artline II Campo		•								•
Artline Umbriano		•			•			•		•
Beacon Hill™ 60mm		•								
Beacon Hill 80mm		•								•
Beacon Hill XL		•								
Bristol Valley®		•			•					
Brussels Block®	•									•
Copthorne®			•		•	•	•			•
Courtstone®			•		•	•	•			•
Eco-Priora™	•	•							•	•
Hollandstone™	•									•
Holland Premier™		•								•
Mattoni™		•								•
Nordic Cobble™		•							•	•
Richcliff®		•	•		•	•	•			•
Series™ 60mm		•								•
Series 80mm		•							•	•
Skyline™		•								
Soreno™		•			•					
Treo® Smooth®		•							•	
Town Hall®			•		•	•	•		•	•
Tribeca Cobble™		•							•	•
Umbriano®		•			•			•	• *	
Westport™	•			•						•

\* See product page for details.



## UNILOCK WALL REFERENCE GUIDE

UNILOCK WALLS	Classic	EnduraColor	Two-Sided	Garden	Engineered
Brussels Dimensional	•		•	•	
Estate Wall™	•		•	•	
Lineo™ Dimensional	•		•	•	
Pisa XL	•			•	•
Pisa Smooth XL	•			•	•
SienaEdge™	•		•	•	•
SienaStone™	•				•
Olde Quarry™	•		•	•	•
U-Cara®		•	•	•	•

## UNILOCK STEPS REFERENCE GUIDE

UNILOCK STEPS	Classic	Reala	Natural
Ledgestone™		•	
SienaStone	•		
Natural Stone Sandstone			•
Natural Stone Limestone			•

## COPING PAIRINGS REFERENCE GUIDE

UNILOCK COPINGS	Architectural	Ledgestone	Natural Stone	Brussels Fullnose	Estate Wall	Pisa	Umbriano
Brussels Dimensional Stone		•	•	•			•
Estate Wall		•	•	•	•		•
Lineo Dimensional Stone		•	•	•			•
Pisa XL & Pisa XL Smooth			•			•	•
Olde Quarry		•	•	•			•
U-Cara	•	•	•				•



Scan here to access our complete index of paver and wall products.










# Pavers & Slabs

---

From traditional shapes and textures to the most advanced technology and unique styles, the choices available in our paver collection are unrivaled in the industry.





Color selection should be chosen from actual samples.

Sierra with Series™ (Onyx Black) accent



CLASSIC

ClassicCoat

Factory sealed to protect  
surface texture and color

WESTPORT

Westport™



GRANITE



RIVER



SIERRA



CHARCOAL  
Available in 5 x 10 only

3 UNIT RANDOM BUNDLE DRIVE FRIENDLY



LARGE RECTANGLE  
10 x 15 x 2¾"  
254 x 380 x 70mm



SQUARE  
10 x 10 x 2¾"  
254 x 254 x 70mm



RECTANGLE  
5 x 10 x 2¾"  
127 x 254 x 70mm

INDIVIDUAL UNIT DRIVE FRIENDLY



RECTANGLE  
5 x 10 x 2¾"  
127 x 254 x 70mm  
Charcoal only





**CLASSIC**

# Brussels Block®



LIMESTONE



RIVER



SANDSTONE



SIERRA

**INDIVIDUAL UNITS**

DRIVE FRIENDLY

Antiqued Finish



**XL STONE**  
8 1/4 x 13 3/4 x 2 3/4"  
208 x 348 x 70mm



**STANDARD STONE**  
6 7/8 x 8 1/4 x 2 3/4"  
173 x 208 x 70mm



**HALF STONE**  
4 x 6 7/8 x 2 3/4"  
104 x 173 x 70mm

**FULL NOSE coping**  
5 7/8 x 11 7/8 x 2 3/8"  
150 x 300 x 60mm

Non-antiqued coping also  
available see page 151.

Color selection should be chosen from actual samples.

Sandstone with Copthorne® accent





**CLASSIC**

# Hollandstone™



AUTUMN RED



RIVER



SIERRA



CHARCOAL

**STANDARD** DRIVE FRIENDLY



4 x 8 x 2 3/8"  
100 x 200 x 60mm

Color selection should be chosen from actual samples.

Sierra





## CLASSIC

Eco-Priora™ 

---



RIVER



SIERRA

**RECTANGLE** PERMEABLE DRIVE FRIENDLY

---



5 x 10 x 3 1/8"  
120 x 240 x 80mm





**ENDURACOLOR™**

Eco-Priora™ 



GRANITE

**RECTANGLE** PERMEABLE DRIVE FRIENDLY



5 x 10 x 3 1/8"  
120 x 240 x 80mm







# Holland Premier™

---



CHARLESTON



DARK CHARCOAL



GRANITE BLEND



HERITAGE BROWN



RIVER



SIERRA



IVORY **NEW**


**STANDARD** DRIVE FRIENDLY

---



4 x 8 x 2 3/8"  
100 x 200 x 60mm





Color selection should be chosen from actual samples.

Granite with Copthorne® (Basalt) accent and U-Cara® Smooth (Granite Fusion) with Ledgestone™ (Buff) coping



# Treo® Smooth

---



GRANITE



RIVER




SIERRA



TUSCANY

**3 UNIT RANDOM BUNDLE** PERMEABLE PEDESTRIAN ONLY

---



LARGE RECTANGLE  
8<sup>7</sup>/<sub>8</sub> x 13<sup>3</sup>/<sub>8</sub> x 2<sup>3</sup>/<sub>8</sub>"  
225 x 337.5 x 60mm



SQUARE  
8<sup>7</sup>/<sub>8</sub> x 8<sup>7</sup>/<sub>8</sub> x 2<sup>3</sup>/<sub>8</sub>"  
225 x 225 x 60mm



SMALL RECTANGLE  
4<sup>1</sup>/<sub>2</sub> x 8<sup>7</sup>/<sub>8</sub> x 2<sup>3</sup>/<sub>8</sub>"  
112.5 x 225 x 60mm







# Beacon Hill™ Flagstone



ALPINE GREY



BAVARIAN BLEND



FOSSIL



WALNUT **NEW**

## 3 UNIT RANDOM BUNDLE PEDESTRIAN ONLY



LARGE RECTANGLE  
15 x 22½ x 2⅜"  
380 x 570 x 60mm



SQUARE  
15 x 15 x 2⅜"  
380 x 380 x 60mm



SMALL RECTANGLE  
7½ x 15 x 2⅜"  
190 x 380 x 60mm

## SLAB PEDESTRIAN ONLY



22½ x 37½ x 2⅜"  
570 x 950 x 60mm

## 80 MM DRIVE FRIENDLY

**ALSO AVAILABLE**  
**80 MM RANDOM BUNDLE**  
DRIVE FRIENDLY  
Bavarian Blend and Fossil Only









# Beacon Hill™ Smooth 60mm



BAVARIAN BLEND



CHAMPAGNE **NEW**



FOSSIL




GRANITE FUSION



OPAL BLEND

## 3 UNIT RANDOM BUNDLE PEDESTRIAN ONLY



LARGE RECTANGLE  
15 x 22½ x 2⅜"  
380 x 570 x 60mm



SQUARE  
15 x 15 x 2⅜"  
380 x 380 x 60mm



SMALL RECTANGLE  
7½ x 15 x 2⅜"  
190 x 380 x 60mm

## **NEW** SMALL RECTANGLE PEDESTRIAN ONLY



BAVARIAN BLEND



CHAMPAGNE **NEW**



GRANITE FUSION



DARK CHARCOAL



7½ x 15 x 2⅜"  
190 x 380 x 60mm





**ENDURACOLOR™**

Only available on  
Champagne and Opal Blend

**EasyClean™**  
Factory sealed for integral  
stain resistance

# Beacon Hill™ Smooth Slab



BAVARIAN BLEND



CHAMPAGNE **NEW**



FOSSIL




GRANITE FUSION



OPAL

**SLAB** PEDESTRIAN ONLY



XL UNIT  
22½ x 37½ x 2⅜"  
570 x 950 x 60mm

Granite Fusion





**ENDURACOLOR™**

# Beacon Hill™ Smooth 80mm




BAVARIAN BLEND



GRANITE FUSION

**3 UNIT RANDOM BUNDLE** DRIVE FRIENDLY



LARGE RECTANGLE  
15 x 22½ x 3⅞"  
380 x 570 x 80mm



SQUARE  
15 x 15 x 3⅞"  
380 x 380 x 80mm



SMALL RECTANGLE  
7½ x 15 x 3⅞"  
190 x 380 x 80mm





Color selection should be chosen from actual samples.

Steel Mountain with Copthorne® (Basalt)





# Bristol Valley®

Exclusive to **UNILOCK**



BAVARIAN BLEND



FOSSIL



STEEL MOUNTAIN




WALNUT **NEW**

## 3 UNIT RANDOM BUNDLE PEDESTRIAN ONLY



LARGE RECTANGLE  
15 x 22½ x 2⅜"  
380 x 570 x 60mm



SQUARE  
15 x 15 x 2⅜"  
380 x 380 x 60mm



SMALL RECTANGLE  
7½ x 15 x 2⅜"  
190 x 380 x 60mm

## SLAB PEDESTRIAN ONLY



XL UNIT  
22½ x 37½ x 2⅜"  
570 x 950 x 60mm

## 80 MM DRIVE FRIENDLY

**SPECIAL ORDER**  
**80 MM RANDOM BUNDLE**  
DRIVE FRIENDLY  
Fossil and Walnut only





Color selection should be chosen from actual samples.

Sable Blend with Beacon Hill™ Smooth (Fossil)




# Mattoni™

---

Exclusive to **UNILOCK**



COCOA BROWN



GRANITE FUSION



SABLE BLEND



DARK CHARCOAL

**STANDARD** DRIVE FRIENDLY

Antiqued Finish



2<sup>3</sup>/<sub>8</sub> x 9<sup>1</sup>/<sub>2</sub> x 2<sup>3</sup>/<sub>8</sub>"  
60 x 240 x 60mm







# Artline™

## Smooth Finish

---



BAVARIAN BLEND










FOSSIL




STEEL MOUNTAIN

### 7 UNIT RANDOM BUNDLE DRIVE FRIENDLY

---

	$4\frac{7}{8} \times 6\frac{3}{4} \times 2\frac{3}{4}"$ 125 x 169 x 70mm		$4\frac{7}{8} \times 10\frac{3}{8} \times 2\frac{3}{4}"$ 125 x 262.5 x 70mm		$4\frac{7}{8} \times 17\frac{3}{4} \times 2\frac{3}{4}"$ 125 x 450 x 70mm
	$7\frac{1}{2} \times 8\frac{7}{8} \times 2\frac{3}{4}"$ 187.5 x 225 x 70mm		$7\frac{1}{2} \times 13\frac{3}{8} \times 2\frac{3}{4}"$ 187.5 x 337.5 x 70mm		$4\frac{7}{8} \times 13\frac{3}{8} \times 2\frac{3}{4}"$ 125 x 337.5 x 70mm
					$7\frac{1}{2} \times 17\frac{3}{4} \times 2\frac{3}{4}"$ 188 x 450 x 70mm





Color selection should be chosen from actual samples.

French Grey and Winter Marvel (Blended on site)



# Artline™ Umbriano® Finish



FRENCH GREY



WINTER MARVEL



MIDNIGHT SKY

**7 UNIT RANDOM BUNDLE** DRIVE FRIENDLY

	$4\frac{7}{8} \times 6\frac{3}{4} \times 2\frac{3}{4}"$ 125 x 169 x 70mm		$4\frac{7}{8} \times 10\frac{3}{8} \times 2\frac{3}{4}"$ 125 x 262.5 x 70mm		$4\frac{7}{8} \times 17\frac{3}{4} \times 2\frac{3}{4}"$ 125 x 450 x 70mm
	$7\frac{1}{2} \times 8\frac{7}{8} \times 2\frac{3}{4}"$ 187.5 x 225 x 70mm		$7\frac{1}{2} \times 13\frac{3}{8} \times 2\frac{3}{4}"$ 187.5 x 337.5 x 70mm		$4\frac{7}{8} \times 13\frac{3}{8} \times 2\frac{3}{4}"$ 125 x 337.5 x 70mm
					$7\frac{1}{2} \times 17\frac{3}{4} \times 2\frac{3}{4}"$ 188 x 450 x 70mm





Color selection should be chosen from actual samples.

Granite Blend II Campo and Artline Smooth (Steel Mountain) blended on site with Town Hall® (Basalt) accent. Lineo™ Dimensional Stone (Sierra) vertical features with Ledgestone™ (Buff) coping

# Artline™ Il Campo® Finish

Exclusive to **UNILOCK**



BAVARIAN BLEND



GRANITE BLEND

**7 UNIT RANDOM BUNDLE** DRIVE FRIENDLY

Brushed Finish



$4\frac{7}{8} \times 6\frac{3}{4} \times 2\frac{3}{4}$ "  
125 x 169 x 70mm



$4\frac{7}{8} \times 10\frac{3}{8} \times 2\frac{3}{4}$ "  
125 x 262.5 x 70mm



$4\frac{7}{8} \times 17\frac{3}{4} \times 2\frac{3}{4}$ "  
125 x 450 x 70mm



$7\frac{1}{2} \times 8\frac{7}{8} \times 2\frac{3}{4}$ "  
187.5 x 225 x 70mm



$7\frac{1}{2} \times 13\frac{3}{8} \times 2\frac{3}{4}$ "  
187.5 x 337.5 x 70mm



$4\frac{7}{8} \times 13\frac{3}{8} \times 2\frac{3}{4}$ "  
125 x 337.5 x 70mm



$7\frac{1}{2} \times 17\frac{3}{4} \times 2\frac{3}{4}$ "  
188 x 450 x 70mm





**TOP** Arctic Grey and Nordic Star

**LEFT** Artline™ (Steel Mountain) with Onyx Black accent

**RIGHT** Lineo Dimensional Stone (Granite Blend) with Onyx Black accent and Ledgestone™ (Grey) coping and pillar cap

Color selection should be chosen from actual samples.

# Series™

---

**60MM** DRIVE FRIENDLY

Exposed Granite



GOLDEN TAN



ONYX BLACK



4 x 8 x 2<sup>3</sup>/<sub>8</sub>"  
100 x 200 x 60mm

**80 MM** PERMEABLE DRIVE FRIENDLY

Exposed Granite



ARCTIC GREY



NORDIC STAR



4 x 12 x 3<sup>1</sup>/<sub>8</sub>"  
100 x 300 x 80mm





**ENDURACOLOR™**

# Tribeca Cobble™



COBALT GREY



PEPPERED GRANITE

**3 UNIT RANDOM BUNDLE** PERMEABLE DRIVE FRIENDLY Exposed Granite



LARGE RECTANGLE  
5 x 12 x 2 3/4"  
130 x 305 x 70mm



MEDIUM RECTANGLE  
5 x 9 x 2 3/4"  
130 x 230 x 70mm



SMALL RECTANGLE  
5 x 6 7/8 x 2 3/4"  
130 x 175 x 70mm

Color selection should be chosen from actual samples.

Cobalt Grey





ENDURACOLOR™

New

# Nordic Cobble™



COBALT GREY **NEW**



ONYX BLACK **NEW**

**INDIVIDUAL UNIT** PERMEABLE DRIVE FRIENDLY

Exposed Granite



TRAPEZOID  
3<sup>5</sup>/<sub>8</sub> x 3<sup>3</sup>/<sub>4</sub> x 2<sup>3</sup>/<sub>8</sub>"  
90 x 94 x 60mm

Color selection should be chosen from actual samples.

Cobalt Grey and Onyx Black (Blended on Site)





Color selection should be chosen from actual samples.

Winter Marvel

# Umbriano®



## 3 UNIT RANDOM BUNDLE PEDESTRIAN ONLY



FRENCH GREY



WINTER MARVEL



MIDNIGHT SKY



SUMMER WHEAT



**LARGE RECTANGLE**  
15 x 22½ x 2⅜"  
380 x 570 x 60mm



**SQUARE**  
15 x 15 x 2⅜"  
380 x 380 x 60mm



**SMALL RECTANGLE**  
7½ x 15 x 2⅜"  
190 x 380 x 60mm



**SLAB**  
22½ x 37½ x 2⅜"  
570 x 950 x 60mm

Available only in French Grey  
and Summer Wheat

## PERMEABLE DRIVE FRIENDLY



FRENCH GREY



WINTER MARVEL



MIDNIGHT SKY



**HEX**  
8 x 8 x 2⅜"  
205 x 205 x 60mm



**4 x 12**  
4 x 12 x 3⅞"  
100 x 300 x 80mm



**3 x 12**  
3 x 12 x 4"  
80 x 300 x 100mm

Available in all colors as Special Order

## 4 x 8



MIDNIGHT SKY



4 x 8 x 2⅜"  
100 x 200 x 60mm





Color selection should be chosen from actual samples.

Corvara with Lineo™ Dimensional Stone (Granite) and Ledgestone™ (Grey) fullnose coping



# Arcana™

---

Exclusive to **UNILOCK**



CORVARA



AVORIO



MODENA



VIVANTO

**INDIVIDUAL UNITS** PEDESTRIAN ONLY 

---

 Enhanced Surface



24 x 24 x 2"  
606 x 606 x 50mm




18 x 24 x 2"  
453 x 606 x 50mm



12 x 24 x 2"  
301 x 606 x 50mm








# Soreno™

---

Exclusive to **UNILOCK**



LIGHT GRANITE



TOSCANA BEIGE

**SLAB** PEDESTRIAN ONLY

Enhanced Surface



16 x 32 x 2"  
40 7x 815 x 50mm






# Skyline™

---

Perfect for roof decks and  
other raised floor applications.



SILVER GREY **NEW**



CHAMOIS

**SLAB** PEDESTRIAN ONLY

---



23<sup>7</sup>/<sub>8</sub> x 23<sup>7</sup>/<sub>8</sub> x 2"  
606 x 606 x 50mm



**Unilock Pedestal System**  
Contact your local Unilock  
Rep for more information.





- TOP** Golden Sand
- LEFT** Stone Cliff Grey
- RIGHT** Black River with Lineo Dimensional Stone (Granite Blend) wall

Color selection should be chosen from actual samples.

# Natural Stone


Suitable for pool decks, wood decks, patios, entrances and concrete overlays.



AUTUMN HARVEST SANDSTONE



IVORY SAND SANDSTONE



GOLDEN SAND SANDSTONE



STONE CLIFF GREY SANDSTONE



BLACK RIVER LIMESTONE

## INDIVIDUAL UNITS PEDESTRIAN ONLY



12 x 24 x 7/8"  
300 x 600 x 22mm



18 x 24 x 7/8"  
450 x 600 x 22mm



24 x 24 x 7/8"  
600 x 600 x 22mm



24 x 36 x 7/8"  
600 x 900 x 22mm

PAGE 152 FOR  
STEPS & COPING





**TOP** Quartz Sand with Unilock Cosmic Grey accent

**LEFT** Travestone Beige

**RIGHT** Gotham Nero

Color selection should be chosen from actual samples.

# Porcelain Tile



Suitable for pool decks, wood decks, patios, entrances and concrete overlays.

## 24 x 24 PEDESTRIAN ONLY



GOTHAM GREY DELCONCA USA



GOTHAM NERO DELCONCA USA



CHAMONIX BIANCO DELCONCA USA



CHAMONIX GREY DELCONCA USA



EIKON GEA CAESAR



EIKON TITANO CAESAR



TRAVSTONE BEIGE DELCONCA USA



RIMINI CAESAR



$23\frac{5}{8} \times 23\frac{5}{8} \times \frac{3}{4}$ "  
600 x 600 x 20mm

## 3 UNIT RANDOM BUNDLE PEDESTRIAN ONLY



TRAVSTONE BEIGE DELCONCA USA



$12 \times 12 \times \frac{7}{8}$ "  
300 x 300 x 22mm



$12 \times 24 \times \frac{7}{8}$ "  
300 x 600 x 22mm



$24 \times 24 \times \frac{7}{8}$ "  
600 x 600 x 22mm

## 16 x 32 PEDESTRIAN ONLY



QUARTZITE DARK GREY DELCONCA USA



QUARTZITE SAND DELCONCA USA

Exclusive to **UNILOCK**



UNILOCK COSMIC GREY




UNILOCK DOVE GREY TRAVERTINE



$15\frac{3}{4} \times 31\frac{1}{2} \times \frac{3}{4}$ "  
400 x 800 x 20mm







# Richcliff®

EXCLUSIVE TO **UNILOCK**

Inspired by the texture of natural cut flagstone, Richcliff offers superior durability and timeless appeal ideal for driveways, patios, walkways and commercial projects.

A multitude of stone textures were cast using Reala™ Technology, to ensure that finished projects will have a completely random and natural appearance. And unlike natural stone, which can crack, split and fade, Richcliff is virtually indestructible.

 **ELEGANCE™**









ULTIMA™

Up to 4x stronger than  
poured-in-place concrete

REALA™

Cast from  
natural stone

 **EasyClean™**  
Factory sealed for integral  
stain resistance



RICHCLIFF

# Richcliff®

Exclusive to **UNILOCK**



DAWN MIST



PEBBLE TAUPE



PEBBLE TAUPE / DAWN MIST  
Blended on Site

**3 UNIT RANDOM BUNDLE** DRIVE FRIENDLY



RECTANGLE  
12 x 9 x 2<sup>3</sup>/<sub>8</sub>"  
300 x 226 x 60mm



SQUARE  
9 x 9 x 2<sup>3</sup>/<sub>8</sub>"  
226 x 226 x 60mm



SMALL RECTANGLE  
6 x 9 x 2<sup>3</sup>/<sub>8</sub>"  
150 x 226 x 60mm







# Courtstone®

EXCLUSIVE TO **UNILOCK**

The polished look of Courtstone brings a luxurious, old-world elegance, with Ultima™ Concrete Technology providing up to four times the strength of conventional poured concrete.

The unique shapes of Courtstone are cast from real European cobblestones using Reala™ Technology, but manufactured with a consistent base for efficient installation and superior interlock.

 **ELEGANCE™**









ULTIMA™

Up to 4x stronger than  
poured-in-place concrete

REALA™

Cast from historical  
cobblestones



COURTSTONE

# Courtstone®

Exclusive to **UNILOCK**



BASALT

**5 UNIT RANDOM BUNDLE** DRIVE FRIENDLY



XL Rectangle  
5 x 8½ x 2⅜"  
130 x 215 x 60mm



LARGE RECTANGLE  
5 x 7¾ x 2⅜"  
130 x 185 x 60mm



RECTANGLE  
5 x 6½ x 2⅜"  
130 x 165 x 60mm



SMALL RECTANGLE  
5 x 5¾ x 2⅜"  
130 x 145 x 60mm



SQUARE  
5 x 5 x 2⅜"  
130 x 130 x 60mm







# Town Hall®

EXCLUSIVE TO **UNILOCK**

Modeled after historic North American clay street pavers, Town Hall is perfect for any traditional or permeable applications. The rich colors and classic shape also make it a popular border or accent paver.

Town Hall textures were cast from a multitude of different surfaces using Reala™ Technology, for a vintage, streetscape charm that stands the test of time.











ULTIMA™

Up to 4x stronger than  
poured-in-place concrete

REALA™

Cast from  
historical brick

 **EasyClean™**  
Factory sealed for integral  
stain resistance



TOWN HALL

# Town Hall

Exclusive to **UNILOCK**



BURGUNDY RED



BURNT CLAY



OLD OAK



3 COLOR BLEND Blended on Site



BASALT

**STANDARD** PERMEABLE DRIVE FRIENDLY



4 x 9¾ x 2¾"  
100 x 250 x 70mm







# Copthorne®

EXCLUSIVE TO **UNILOCK**

Inspired by the rich color and timeworn beauty of European street pavers, Copthorne offers more delicate dimensions than Town Hall. These proportions make it possible to design curved walkways and borders without the need for cutting.

Cast using Reala Technology for an authentic surface appearance, and Ultima Concrete Technology to deliver up to four times the strength of conventional poured concrete, Copthorne offers timeless beauty.











ULTIMA™

Up to 4x stronger than  
poured-in-place concrete

REALA™

Cast from  
historic brick



COPTHORNE

# Copthorne

Exclusive to **UNILOCK**



BURGUNDY RED



BURNT CLAY



OLD OAK



3 COLOR BLEND Blended on Site



BASALT

**STANDARD** DRIVE FRIENDLY



$2\frac{5}{8} \times 7\frac{7}{8} \times 2\frac{3}{8}$ "  
65 x 200 x 60mm









# Retaining Walls & Vertical Features

---

Unlimited creative possibilities exist for retaining soil or building vertical features like grill islands and firepits. Now the durability of EnduraColor™ is available, thanks to our U-Cara® Fascia Panels.

**Pavers:** Treo® Smooth (Granite) with Copthorne® (Basalt) accent  
**Wall:** U-Cara® Wall Mount System with U-Cara Smooth Fascia Panels (Granite Fusion)





**TOP** Bavarian Pitched with Bavarian Smooth backsplash and Beacon Hill™ Flagstone pavers

**LEFT** Umbriano® French Grey with Natural Stone (Ivory Sand) Coping

**RIGHT** Granite Fusion Smooth with Series™ Onyx Black accent and Arcana™ slabs

Color selection should be chosen from actual samples.





# U-Cara® Fascia Panels

This patented wall system, exclusive to Unilock, represents a revolution in wall design. With U-Cara it's now possible to design walls, pillars, planters, fire features, grill islands and more, with the refined surface and long-lasting color of exclusive Unilock EnduraColor finishes.

## SMOOTH PANEL



BAVARIAN



GRANITE FUSION



OPAL



CHAMPAGNE **NEW**



DARK CHARCOAL

## PITCHED PANEL



BAVARIAN



GRANITE FUSION



FOSSIL

## UMBRIANO PANEL



FRENCH GREY



SUMMER WHEAT

## SERIES 3" PANEL



ONYX BLACK





- TOP** Granite Pitched with Beacon Hill™ Smooth (Granite) slabs
- LEFT** Granite Pitched with Umbriano® Midnight Sky accent and Natural Stone coping
- RIGHT** Granite Pitched with Umbriano French Grey and Mattoni™ (Dark Charcoal) accents

Color selection should be chosen from actual samples.



# U-Cara® Multi-Face Wall System

## 1 CHOOSE BASE UNIT



**UNIVERSAL BASE UNIT**  
19 x 14 x 2"  
482 x 355 x 55mm

## 2 CHOOSE BACKER SIZES



**SURETRACK STANDARD**  
6 x 8 x 6"  
150 x 200 x 150mm



**SURETRACK LARGE BACKER**  
6 x 7½ x 12"  
150 x 190 x 300mm



**SURETRACK CORNER/PILLAR**  
6 x 7 x 12"  
150 x 175 x 300mm



**SURETRACK CORNER INSERT**  
L = 2"  
50mm

## 3 CHOOSE PANEL SIZES

**6" STANDARD FASCIA**



6 x 18⅜ x 2⅜"  
150 x 466 x 60mm

**3" SERIES PANEL**



3 x 9 x 2⅜"  
75 x 233 x 60mm

**2 UNIT CORNER BUNDLE**



**CLOSED-END FASCIA PANEL**  
6 x 21 x 2⅜"  
150 x 540 x 60mm



**STANDARD FASCIA HALF PANEL**  
6 x 9¼ x 2⅜"  
150 x 233 x 60mm

## 4 CHOOSE PANEL STYLES



SMOOTH



PITCHED



UMBRIANO



SERIES

## 5 CHOOSE COPING



**UNIVERSAL**  
14 x 19 x 2¾"  
355 x 482 x 70mm

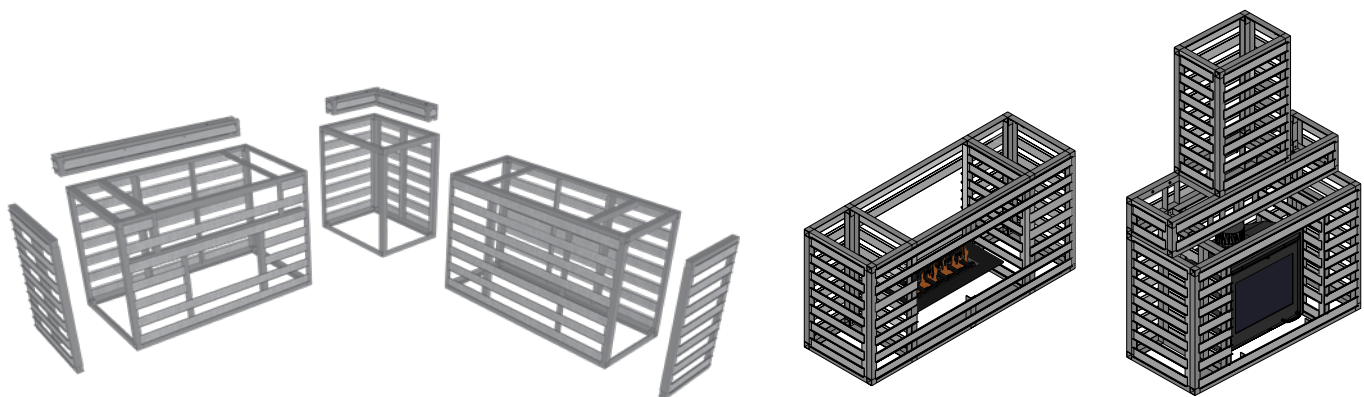
SEE PAGE 150-155 FOR  
MORE COPING OPTIONS



# U-Cara® Modular System

---

Our U-Cara Modular System offers a variety of aluminium frames that can be mixed and matched to construct vertical features like grill islands, fire features and pillars.



Speak to your contractor to select a design and a U-Cara fascia panel finish to suit your project.



# U-Cara® Wall Mount System

---

The U-Cara Wall Mount System allows you to put the finishing touches on your project by cladding existing structures with U-Cara fascia panels.

**Create matching vertical features with the U-Cara Modular System to complete your cohesive design.**



Ideal for garden sheds, wing walls, exposed foundation, existing steps or concrete and wood substrates.





**TOP** Granite Blend and Graphite (Blended on site) with Beacon Hill™ Smooth Slabs

**LEFT** Sierra with Artline™ (Bavarian Blend) and Copthorne® (Basalt) accent

**RIGHT** Granite Blend with Graphite accent and Richcliff® (Dawn Mist) pavers

Color selection should be chosen from actual samples.





CLASSIC

# Lineo™ Dimensional Stone

---



GRANITE BLEND



RIVER



SIERRA



GRAPHITE

4 UNIT RANDOM BUNDLE

---



4 x 24 x 8"  
100 x 600 x 200mm



4 x 20 x 8"  
100 x 500 x 200mm



4 x 16 x 8"  
100 x 400 x 200mm



4 x 12 x 8"  
100 x 300 x 200mm



**PILLAR / CORNER UNIT**  
4 x 12 x 8"  
100 x 300 x 200mm



**UNIVERSAL BASE UNIT**  
19 x 14 x 2"  
482 x 355 x 55mm





**TOP** Granite with LedgeStone™ (Buff) coping with Bristol Valley® (Steel Mountain), Copthorne® (Basalt) and Brussels Block accents

**LEFT** Granite with LedgeStone™ (Buff) coping

**RIGHT** Sierra with Sandstone coping

Color selection should be chosen from actual samples.



CLASSIC

# Olde Quarry™

---



GRANITE



RIVER



SANDSTONE



SIERRA

## 3 UNIT RANDOM BUNDLE

---



15" UNIT  
15 (12) x 4½ x 9"  
380 x 114 x 230mm



12" UNIT  
12 (9) x ½4 x 9"  
305 x 114 x 230mm



9" UNIT  
9 (6) x 4½ x 9"  
230 x 114 x 230mm



**STANDARD**  
12 x 9 x 4½"  
300 x 230 x 150mm



**COPING**  
12 x 3 x 12"  
305 x 76 x 305mm



**UNIVERSAL BASE UNIT**  
19 x 14 x 2"  
482 x 355 x 55mm





**TOP** Sierra with Copthorne® (Basalt) accent with Beacon Hill™ Flagstone pavers

**LEFT** Sierra with LedgeStone™ (Buff) coping

**RIGHT** River with River coping and LedgeStone™ (Buff) pillar caps

Color selection should be chosen from actual samples.



CLASSIC

# Estate Wall™

---



GRANITE



RIVER



SANDSTONE



SIERRA

3 UNIT RANDOM BUNDLE

---



LARGE UNIT  
9 x 16 x 6"  
230 x 380 x 150mm



MEDIUM UNIT  
9 x 12 x 6"  
230 x 320 x 150mm



SMALL UNIT  
8 x 9 x 6"  
200 x 230 x 150mm



CORNER  
9 x 12½ x 6"  
230 x 320 x 150mm



COPING  
12 x 12½ (9½) x 3"  
300 x 320 (240) x 75mm



UNIVERSAL BASE UNIT  
19 x 14 x 2"  
482 x 355 x 55mm





**TOP** Sandstone with Series™ (Onyx Black) accent and Brussels Block® (Sandstone) pavers

**LEFT** Sierra with Bristol Valley® (Steel Mountain) and Copthorne® (Basalt) accent pavers

**RIGHT** Sandstone with Brussels Fullnose™ (Sandstone) coping with Copthorne® (3 Color Blend) accent

Color selection should be chosen from actual samples.



CLASSIC

# Brussels Dimensional Stone®

---



GRANITE Small Tapered Only



LIMESTONE



SANDSTONE



SIERRA



**STANDARD**  
12 x 4 x 8"  
300 x 100 x 200mm



**SMALL TAPERED**  
9 x 3 7/8 x 7 7/8"  
229 x 100 x 200mm



**UNIVERSAL BASE UNIT**  
19 x 14 x 2"  
482 x 355 x 55mm

SUNSET FIREPIT KITS

---

Round



Square



Round and Square fire pit  
inserts sold separately.  
See page 143 for  
additional information.





**PHOTOS** Granite

Color selection should be chosen from actual samples.

CLASSIC

# SienaEdge™

---



GRANITE



SIERRA



FIELDSTONE **NEW**



**STANDARD / CORNER UNIT**  
 11½ x 39 x 7"  
 290 x 1000 x 180mm



**COPING**  
 11½ x 39 x 7"  
 290 x 1000 x 180mm

*NOTE: Copping Unit can also act as a closed end unit with the unique patented locking mechanism.*





**TOP** Granite with Granite coping

**LEFT** Beechwood with Beechwood Coping and Beacon Hill™ Flagstone pavers

**RIGHT** Granite with Natural Stone (Black River) pillar cap

Color selection should be chosen from actual samples.



# CLASSIC

## Pisa™ XL



GRANITE



SIERRA



NEVADA



**CORNER**  
12 x 6 x 8"  
300 x 150 x 200mm



**XL UNIT**  
12 x 16 x 6"  
300 x 400 x 150 mm



**PISA COPING**  
12 x 12 x 3"  
300 x 300 x 75mm



**UNIVERSAL BASE UNIT**  
19 x 14 x 2"  
482 x 355 x 55mm





**CLASSIC**

**New**

# Pisa™ Smooth XL


---




GRANITE **NEW**




FIELDSTONE **NEW**



**XL TAPERED**  
 $15\frac{3}{4} \times 11\frac{7}{8} \times 5\frac{7}{8}$ "  
 400 x 300 x 150 mm



**COPING**  
 $15\frac{3}{4} \times 12\frac{3}{4} \times 3$ "  
 400 x 325 x 75 mm



**CORNER**  
 $15\frac{3}{4} \times 7\frac{7}{8} \times 5\frac{7}{8}$ "  
 400 x 200 x 150 mm






# CLASSIC

# SienaStone<sup>TM</sup>



NATURAL

**SPECIAL ORDER PRODUCT**  
*Minimum quantities may apply*




**STANDARD 333**  
 13 x 47 1/4 x 7 1/4"  
 333 x 1200 x 185mm



**COPING**  
 20 x 47 1/4 x 7 1/4"  
 500 x 1200 x 185mm



**CORNER 45° (left & right)**  
 20 x 43 1/3 x 7 1/4"  
 500 x 1100 x 185mm



**CORNER 90° (left & right)**  
 20 x 43 1/3 x 7 1/4"  
 500 x 1100 x 185mm

Color selection should be chosen from actual samples.



# Firepits and Fire Features

---

Imagine flames crackling on a cool night, curling up under the stars with friends and family, and sipping a warm cup of hot chocolate. Soak up that sense of bliss from your backyard with a Unilock firepit!







Lineo™ Dimensional Stone

### HEAT DAMAGE PREVENTION

To ensure a long lasting fire feature, direct exposure to extreme heat from an open flame should be avoided. Always construct fire features with a protective heat barrier such as a metal insert, refractory blocks or approved firebrick to prevent potential heat damage.

## SUNSET FIREPIT KIT

Square shape also available.



### FIREPIT INSERT

Sold Separately

Firepit kit comes with a firepit insert that fits securely into the firepit.

*Circle available in Granite, Sandstone and Sierra.*

*Square available in Sandstone and Sierra.*

**NOTE:** Large fires and extreme heat are detrimental to concrete.

# Outdoor Kitchens

---

There's nothing more fun than cooking al fresco. An outdoor kitchen is an entire, defined space dedicated to preparing meals among family and friends, but with a much livelier backdrop!



*U-Cara*



Learn about things to consider when designing your outdoor kitchen.



*Brussels Dimensional*



*Lineo Dimensional Stone*





## Design Considerations

Think about how you'll use the space, the outdoor appliances you need, the best location for a kitchen in your yard, and how it will weather in the elements over time.



From a practical side, an outdoor kitchen is an extension of your home's living and entertaining space, allowing you to make the most of your backyard.



# Water Features & Pillars

---

From fountains and ponds, to waterfalls and custom water features, these soothing additions are a popular way to enhance your landscape design.




Elevate your outdoor space to new heights by incorporating pillars into your design. With varying heights and functions, pillars create a sense of permanence and strength while also adding visual flair. Take it a step further by incorporating landscape lighting into your pillars to set the mood at night.




# Creative Ideas

---

The versatility of Unilock products provides a playground for your imagination. From mixing patterns and colors to create a custom sports court, to utilizing Unilock wall systems to beautify a utilitarian window well, the possibilities are endless!



This small storage area becomes a thing of beauty, paved with Unilock Beacon Hill™ Smooth and Universal Coping treads.











# Steps, Treads, Coping & Caps

---

From classic, fullnose shapes to pitched-face edges, our steps, treads and coping offer a wide variety of choices for the finishing touch on your project.

U-Cara® Pitched (Granite) with Universal Coping (Natural)




# Ledgestone™


## Steps, Coping & Pillar Cap

REALA™

Cast from natural stone



BUFF



GREY



### 24" PILLAR CAP

24 x 24 x 4"  
610 x 610 x 100mm

### 28" PILLAR CAP

28½ x 28½ x 4"  
740 x 740 x 100mm



### 48" STEP

24 x 48 x 5⅞"  
610 x 1220 x 150mm



### 72" STEP

24 x 72 x 6"  
610 x 1830 x 150mm



### COPING

12 x 24 x 2¾"  
305 x 610 x 70mm



### LARGE COPING/ STEP TREAD

13½ x 30 x 2¾"  
343 x 762 x 70mm



### CLOSE-END COPING

12 x 24 x 2¾"  
305 x 610 x 70mm



### LARGE CLOSED-END COPING

13½ x 30 x 2¾"  
343 x 762 x 70mm



### FULLNOSE COPING

12 x 24 x 2⅜"  
305 x 610 x 60mm



### FIREPIT COPING

21½ x 10 x 2⅝"  
546 x 254 x 65mm



Color selection should be chosen from actual samples.



# Fullnose Coping

## Brussels Fullnose™



CHARCOAL



SANDSTONE



SIERRA



**STANDARD**  
6 x 12 x 2<sup>3</sup>/<sub>8</sub>"  
150 x 300 x 60mm

## 6 x 12" Fullnose



CHARCOAL



SANDSTONE



SIERRA



**STANDARD**  
6 x 12 x 2<sup>3</sup>/<sub>8</sub>"  
150 x 300 x 60mm





# Natural Stone Coping, Step & Pillar Cap

---



IVORY SAND  
SANDSTONE



GOLDEN SAND  
SANDSTONE



STONE CLIFF GREY  
SANDSTONE



BLACK RIVER  
LIMESTONE



**4' ROCKFACE COPING**  
48 x 12 x 2"  
1200 x 300 x 50mm



**4' FULLNOSE**  
48 x 12 x 2"  
1200 x 300 x 50mm

**6' FULLNOSE**  
72 x 12 x 2"  
1830 x 300 x 50mm  
IVORY SAND ONLY



**4' ROCK FACE STEP**  
48 x 16 x 6"  
1200 x 410 x 150mm

IVORY SAND AND BLACK RIVER ONLY



**24" PILLAR CAP**  
24 x 24 x 4"  
600 x 600 x 100mm

PILLAR CAPS NOT AVAILABLE IN GOLDEN SAND


**28" PILLAR CAP**  
28 x 28 x 4"  
710 x 710 x 100mm





# Architectural Coping & Pillar Cap

ENDURACOLOR™



BUFF



CHARCOAL



**COPING**

24 x 14 x 2<sup>3</sup>/<sub>8</sub>"  
609 x 355 x 60mm



**PILLAR CAP**

28 x 28 x 3"  
711 x 711 x 76mm



# Umbriano® Coping

New

ENDURACOLOR™



SUMMER WHEAT



FRENCH GREY



WINTER MARVEL



MIDNIGHT SKY



**CHAMFERED**

14 x 24 x 2<sup>3</sup>/<sub>8</sub>"  
360 x 600 x 60mm



**BULLNOSE**

14 x 24 x 2<sup>3</sup>/<sub>8</sub>"  
360 x 600 x 60mm



# Pisa™ Smooth XL Coping **New**


---



GRANITE



FIELDSTONE



**COPING**  
15¾ x 12¾ x 3"  
400 x 325 x 75 mm

---

## Universal Coping

---



GREY



TAN



**COPING/STEP**  
14 x 19 x 2¾"  
360 x 480 x 70mm

**ENDURACOLOR™**





# Estate Wall

---



GRANITE



RIVER



SANDSTONE



SIERRA



**COPING**  
12½ (9½) x 3 x 12"  
320 (240) x 75 x 300mm

# SienaStone™

---



GRANITE



NEVADA



SIERRA



**COPING**  
20 x 39 x 7¼"  
500 x 1000 x 185mm

# SienaStone™ Smooth

---



DUSK



**48" COPING**  
47¼ x 7 x 20"  
1200 x 180 x 500mm

Note: 2 Edge details available on the same unit (Chamfer and Rounded)  
Contact a Unilock representative for more information.



# Learn & Plan

Nothing ventured, nothing gained! Transform your hardscape ideas into bold, thrilling reality with the right help, knowledge and preparation. Unilock has the experts, the plans and the tools you need to succeed!







*Come visit us in Aurora, Illinois*

# UNILOCK Outdoor Idea Center

---

## See

An expansive display of Unilock products in a life-size outdoor setting

---

## Talk

To our knowledgeable staff and we'll help you create a plan to achieve the outdoor space you're dreaming about.

---

## Take

**FREE samples** of Unilock paver and wall products home with you.



**301 E Sullivan Rd, Aurora, IL 60505**

Scan here for more information  
and a 3D virtual tour!

*Please feel free to walk around and browse our  
Outdoor Idea Center at any time. Call 1-800-UNILOCK  
or visit [Unilock.com](http://Unilock.com) for more details and staff hours.*







**U****VISION**<sup>®</sup>  
— 3D LANDSCAPE CREATOR —



**3D Rendering** Created with Uvision® 3D Design Software



**Finished Project**

While there are many contractors and designers who still prefer to draw by hand, more and more plans today are being created digitally and in 3D.

If you're having trouble imagining what your project will look like when it's complete, a 3D design can really help.

Speak to your contractor about how 3D design can help you visualize the possibilities for your project!

Connect with us online or by phone to find a qualified contractor who can prepare a 3D design for your project!

Your one-stop shop for a wide variety of resources to help you kick-start your hardscape project, the Unilock way!

# Resources at **Unilock.com**

---

Throughout your project journey we know you'll have lots of questions, and our website has answers. From the hundreds of topics covered in our Knowledge Center, to design advice and inspiration, we're here to help far beyond your selection of Unilock products. We can even help you connect with a local installation contractor you can trust. Connect with us online or at 1-800-UNILOCK.



Knowledge  
Center



Design  
Advice



Unilock  
Authorized  
Contractors



Frequently  
Asked Questions





# Protect your Investment

---

Learn how to take care of your Unilock products to ensure that they stay beautiful and functional for years to come.



## Spring

While the majority of Unilock products require little maintenance, there are a number of preventative steps that can be performed each spring to ensure that your project keeps its pristine appearance throughout patio season.

Examine for “creep” – this is where pavers push out as a result of winter stress, traffic or edge restraint failure – as well as dips, deformations or stains. Should you discover any of these problems, they are fixable; speak to your contractor or reach out to us for solutions. Wash your paver surface with a simple soap and water solution and top up jointing material if necessary.

## Fall

While the leaves changing colors in the fall is a beautiful sight, the stains they leave behind on pavers can be an eyesore. Clean any debris, and remove any planters, barbecues or furniture that may leave behind rust marks.

## Winter

Metal blades on plows or shovels may scratch the surface of your pavers. It is recommended you use plastic shovels or protective plastic blades on your plows or snow blowers. Although Unilock products are resistant to de-icing salt, it is strongly advised to use calcium-based products or rock salt (sodium chloride) to melt ice.

**Note:** Avoid magnesium-based de-icing products as they are very aggressive and may cause damage to the surface of pavers.

---

### STOP WEEDS BEFORE THEY TAKE ROOT

Weeds cannot grow in the soil directly beneath your pavers when a good base is placed. However, it is possible for dirt and weed seeds to blow in from the surrounding area and germinate if the joints are not kept full with jointing material.

**IN THE PAST** – Basic sand was the only jointing material available. Rain would erode the sand if it wasn't replaced frequently, leaving parts open to vegetation growth.

**TODAY** – There are new types of sand-stabilizing compounds and polymeric jointing materials that relieve homeowners of this maintenance worry.

# Finding the *Right* Fit

Even the best materials can be spoiled by subpar installation and craftsmanship, which is why choosing the right contractor for the job is the most crucial decision for your project. Remember that the cheapest quote is rarely the best option, so make sure to ask the right questions.



## NEED HELP FINDING A QUALIFIED CONTRACTOR?

Unilock Authorized Contractors have met our exacting standards for installation methods and business practices. Connect with us online, by phone or at one of our locations and we'll be happy to connect you with a contractor in your area who is guaranteed to do the job right.



Register online at [Unilock.com](https://www.unilock.com) and we'll match you with a Unilock Authorized Contractor in your area.



# 8 Tips for Choosing a Contractor



## 1 WORKMANSHIP

Ask to see completed projects from more than two years ago to see how their work holds up.

Are the curves of the project cut in a way that minimizes large gaps? Are small or awkward cuts minimized?

Have edge restraints been used and are they still in place?

How long does the contractor guarantee their work?

Has there been a warranty claim filed against the company in the past two years?

## 2 SUB-CONTRACTING

Some contractors will hire other companies to perform parts of the work, like lighting and irrigation. Be sure to ask how these sub-contractors will be managed or vetted.



Scan here for a Project Planning Guide and helpful Contractor Checklist.

## 3 EXPERIENCE

How long has the contractor been installing pavers and walls?

Has the contractor installed projects in the past with the features you're considering?

## 4 PREPARATION

What are the contractor's base preparation methods?

What materials are used and why?

Is there a standard procedure for base preparation or will the contractor assess your site's unique needs?

## 5 SCHEDULE

How far in advance are projects being booked and how long might your project take?

What are the contractor's payment terms?

Do they require a deposit upfront to secure the timing of the project?

## 6 DOCUMENTATION

Does the contractor have the proper licensing for their work?

Does the contractor have liability insurance and are employees covered by Workers Compensation?

Will permits be required for the job and if so, who is responsible to secure them?

## 7 COMPATIBILITY

Do you like this contractor? Can you trust them? Can you easily communicate and understand each other?

Will the person you're meeting be on site throughout the project or will someone else be your day-to-day point of contact?

Contact references to help understand how your contractor will operate throughout a project.

## 8 DESIGN

Do they offer a design service? What is the cost for this?

Do they offer hand-drawn or 3D-rendered concept designs?

Are the contractor's designs something you would like for your project?

# Time to Break Ground



## 1 EXCAVATION

*All outdoor projects should begin with the removal of grass and topsoil. The depth will be determined by two things:*

1. **Soil Type** - Sandier soil requires less excavation than clay-based soil.
2. **Use** - Patios and walkways, which take lighter loads should require less excavation than driveways and retaining walls, which require deeper excavation.

*Depth of excavation can be reduced significantly if a layer of DriveGrid is placed at the bottom of the excavation before gravel gets placed. Loose subsoil should always be compacted prior to installing DriveGrid and gravel.*



Learn about frequently used terms in the hardscape industry.

## 2 GRAVEL BASE

*A gravel base will be poured into the excavated area. Ideally, this gravel base will need to be:*

- > **Strong enough** to support the weight of anything placed on the surface.
- > **Free draining** to allow water to escape the base and enter the subsoil. A perforated drain pipe in the gravel base may be necessary for retaining walls in order to direct water away from the wall's base.
- > **Extended** at least six inches beyond the finished paver surface's edges.
- > **Compacted** in several layers, using the proper equipment.

## 3 BEDDING LAYER

On top of the firm gravel base, a 1" (25mm) layer of sand or tiny stone chips is spread out and smoothed. This layer enables the levelling or sloping of paver or wall units for drainage and smoothness.

Some contractors may recommend a poured concrete surface over a standard bedding layer, which is acceptable if the concrete is carefully poured and rests on a solid, well-drained base.

**Note:** Once concrete is poured, the height of paver or wall units can no longer be adjusted.





## 4 RESTRAINT SYSTEM

To prevent pavers from shifting, a concrete edge will be constructed or an edge restraint fixed with long metal spikes. For walls, adhesive can be used to secure rows of blocks together. Larger retaining walls may require geogrid every few layers to secure the wall into the soil that is being retained.

## 5 JOINT MATERIAL

*There are three types of joint material to choose from:*

**Basic Jointing Sand** – Years ago, this was the only joint material available. As it wears away, issues with weeds could arise. If you decide to choose basic sand, we advise using a joint stabilizing sealant and be ready to top up the sand as necessary.

**Polymeric Sand** – This special sand is blended with a binding ingredient to help it stay in place longer. However, it's not right for every project and needs to be installed with care to prevent hazing.

**Resin Sand** – Resin sands are the strongest jointing sand available, and have been proven to have the longest lifespan of any jointing sand. Different resin sands are available for various uses.

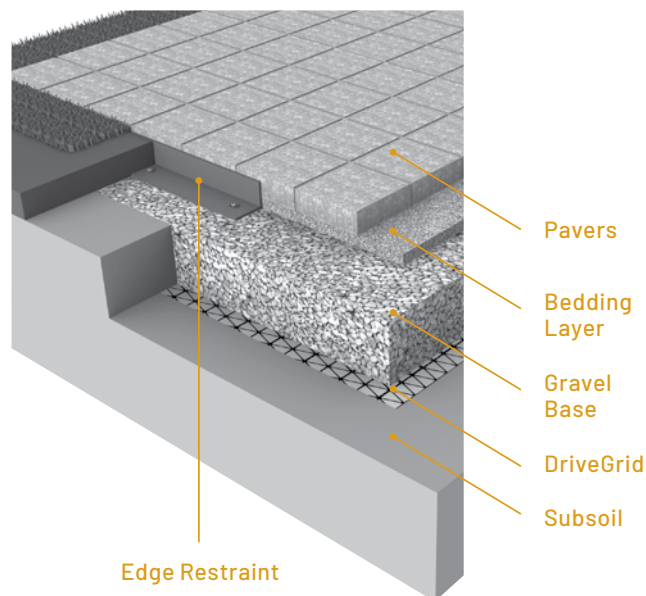
## 6 SEALING

Unilock pavers will be durable with or without a sealer. Some homeowners may choose to apply a sealer to enhance paver color, while others choose to appreciate the color of the pavers as they are. If you decide to seal, be prepared to re-seal your pavers every 3-5 years.

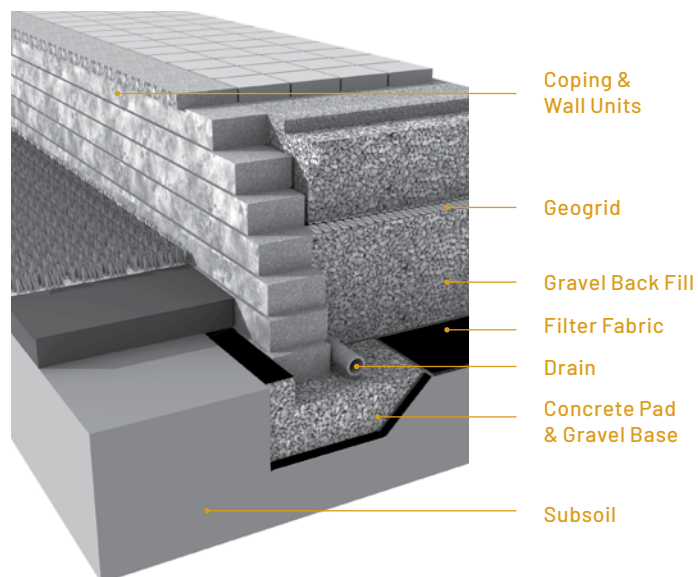
### Factory-Sealed Products

Elegance® pavers and Unilock® pavers manufactured with EasyClean™ have been pre-sealed at the factory. To clean and brighten the surface at any time, a gentle power washing of the surface is recommended. If you wish to re-seal, wait a minimum of three years before applying sealant. Use only solvent-based sealants.

## PAVER CONSTRUCTION



## WALL CONSTRUCTION



A proper base ensures that your pavers and walls won't shift during freeze/thaw cycles.

# The Choice of Design Professionals

---

For decades, architects, landscape architects, and engineers have used the same Unilock products that are available to homeowners to design world-class commercial spaces across North America.







**Indianapolis Motor Speedway, Indianapolis, IN** Designer: Browning Day Mullins Dierdorf

**Pier 4, Boston, MA**  
Designer: Mikyoung Kim Design



**White Plains Public Library, White Plains, NY**  
Designer: IQ Landscape Architects

# Our Quality Commitment

---



Unilock was the first concrete paver manufacturer in North America to offer a Lifetime Guarantee, and since then we have continued to stand behind it to ensure customers are completely satisfied with our products. With almost 2 billion stones in the ground, that's quite the commitment!

Our products are better and stronger than other brands. In fact, our internal standards of manufacturing in the USA and Canada far exceed industry standards set by ASTM (American Society for Testing and Materials) and CSA (Canadian Standards Association) and other European organizations.

## LIFETIME GUARANTEE - RESIDENTIAL

Our Transferable Lifetime Guarantee warrants the structural integrity of Unilock concrete paving stones and retaining wall units when used in residential applications. It covers any structural failure or deterioration of the concrete unit resulting from normal use or from the reasonable application of sodium chloride (common rock salt used for de-icing). StoneMark™ products have the same warranties as Unilock paving stones and retaining walls, but cannot be warranted against damage resulting from de-icing products.

Any materials installed and maintained to our guidelines, and subject to normal wear, that prove defective, will be replaced without cost. Proof of purchase is required. Customers are encouraged to submit receipts to us as soon as their project is complete, using the Unilock

Warranty Registration Form on our website (Unilock.com).

Purchasers need to ensure that the product they purchase is appropriate for their intended application; for example, only certain thicknesses of products are appropriate for driveways. Color matching of the replacement product and/or lost time cannot be guaranteed and labor costs related to installing replacement product is not included. Unilock reserves the right to seek a professional diagnosis and opinion to determine the exact cause of the product failure. If the failure falls within our warranty parameters, Unilock will replace the defective product.

**EXCLUSIONS** – Unfortunately, some things are beyond the control of Unilock, and are therefore not covered by this warranty. These include: naturally occurring efflorescence, hazing from polymeric jointing sand, scratching and chipping resulting from snow removal or construction equipment, damage caused by natural or un-natural disasters, or negligence by anyone other than Unilock. While EasyClean helps to increase a paver's resistance to staining from various substances, it does not make our products stain-proof nor does it resist every kind of stain. The Unilock warranty also does not cover deterioration or damage as a result of poor design or poor installation practices that are contrary to specifications as laid out by ICPI (Interlocking Concrete Pavement Institute) and the NCMA (National Concrete Masonry Association). For more information please visit [www.icpi.org](http://www.icpi.org) and [www.ncma.org](http://www.ncma.org). Additionally, please refer to the Maintenance, Color and Installation Advisories.

## MAINTENANCE ADVISORY

### 1. Cleaning and Sealing

As with anything that is outdoors, Unilock products are subject to harsh weather, dust, acid rain, leaf stains, water stains and general wear from foot or vehicular traffic. Therefore, periodic cleaning using environmentally safe detergents designed for cleaning concrete is recommended to maintain a bright, fresh appearance.

To make subsequent cleaning easier and more effective, a concrete sealer can be applied to new or cleaned products to help prevent the penetration of substances that can cause stains.

There are many types of concrete cleaners and sealers on the market. Always read the instructions carefully before using the product to make sure that it will function as expected. Testing first, in a small unobtrusive area, is always a good idea to ensure the results are acceptable. Consult your local hardscape dealer to find the products best suited for your paver or wall installation.

### 2. Winter Maintenance

Snow removal by way of metal blades on plows or shovels will scratch and chip the surface of pavers, causing permanent damage. To mitigate this risk, metal snow clearing blades must always have a polyurethane or rubber cutting edge attached when plowing pavers.

**De-icing Salts** - The use of de-icing products on paver surfaces is important for safety and to help mitigate snow accumulation. Most de-icing products will have some effect on concrete, even if the product label indicates that it





Visit [Unilock.com](https://unilock.com)  
to register for  
your Transferable  
Lifetime Guarantee.

is safe on concrete. If you must use a de-icing product, we recommend that you use Sodium Chloride (ordinary rock salt) or Calcium Chloride (for colder climates). Always apply sparingly. The use of de-icing products on StoneMark, wet-cast pavers, slabs or coping may damage the product and therefore is not recommended. Whenever possible use a coarse sand as an anti-slip measure instead of de-icing chemicals.

## COLOR ADVISORY

### 1. Selection

Due to the inherently variable nature of printed materials and digital monitors, Unilock cannot guarantee that products will match the color of printed or online images. Therefore, when making final product selections, decisions should be made based on actual stones which are readily available from Unilock, Authorized Contractors or Authorized Dealers. Most Unilock products are not comprised of a single color, but rather contain blended colors for a more natural appearance. This means that there will be significant color variance from stone to stone, so purchasers should view multiple units together to get a more accurate impression of the overall color.

*Note:* Unilock Natural Stone variations are outside the control of Unilock. Purchasers of natural stone must be willing to accept this inherent variability.

### 2. Pre-installation checking

Always check the label to ensure that the Unilock product delivered to your project is the product and color ordered. If there is a discrepancy, or if the product

inside the packaging doesn't appear to be correct, contact your hardscape dealer before installing any pavers or wall units. If the product is installed, it indicates your acceptance of the products as delivered.

### 3. Blending

If the project requires more than one bundle of product it's always a good idea to draw product from several bundles when installing, as this ensures that any variation between bundles will be seamlessly integrated in the project. When bundles are from different production runs, random selection from multiple bundles is even more important.

### 4. Efflorescence

Efflorescence is a naturally occurring process that may appear as a white or light grey powder on the surface of concrete, clay or natural stone. It is temporary, and will disappear over time. However, if it is bothersome, an efflorescence cleaner can be used to remove it. There is no way to predict or prevent efflorescence. Because it does not compromise the structural integrity of the product, it is not covered by Unilock product warranties.

## INSTALLATION ADVISORY

### 1. Construction Residue

While a certain amount of dirt on pavers and walls is inevitable during the construction phase, installers are strongly encouraged to clean as they go as construction residue can embed in the surface and become difficult to remove. The slurry produced during wet-saw cutting is particularly stubborn to clean if allowed to dry on the surface of

pavers. Unilock warranties do not cover stains caused by a failure to remove construction residue.

### 2. Polymeric Haze

Surface hazing caused by polymeric jointing sand is not the responsibility of Unilock. Polymeric jointing sand should only be installed by an experienced and knowledgeable contractor. Any sand that is left on the surface prior to activation will result in a haze that is very difficult and time-consuming to remove. Only the highest quality, brand name polymeric sand that is guaranteed by the manufacturer should be used.

### 3. Compaction Damage

Both smooth and textured paver surfaces can be scratched by compaction equipment used to 'flatten' a new paver installation. Therefore, metal plate compactors must be fitted with a polyethylene mat to protect the paver surface from becoming scratched, or a superior option is to use a rubber-roller compactor instead. Damage to product surfaces caused by failure to follow these instructions is not covered by Unilock product warranties.

## FIRE PIT WARNING

Wood-burning fire pits must be lined with a proper metal insert or refractory (fire-rated) brick to protect the concrete components from extreme exposure to heat. Extreme heat on a concrete surface may affect the structural integrity of the concrete and can be dangerous. The floor of the fire pit should always be constructed using refractory brick or a sand bed. For your safety, always use a spark screen over the fire.

# Index

## PAVERS AND SLABS

Arcana™	95
Artline™ Smooth	83
Artline Umbriano	85
Artline Il Campo	87
Beacon Hill™ Flagstone	73
Beacon Hill Smooth (60mm)	75
Beacon Hill Smooth XL	76
Beacon Hill Smooth (80 mm)	77
Bristol Valley®	79
Brussels Block®	64
Copthorne®	117
Courtstone®	109
Eco-Priora™	66-67
Holland Premier™	69
Hollandstone™	65
Il Campo®	90
Mattoni™	81
Natural Stone	101
Nordic Cobble™	91
Porcelain Tile	103
Promenade Plank Paver	87
Richcliff®	105
Series™	89
Skyline™	99
Soreno™	97
Town Hall®	113
Treo® Smooth	71
Tribeca Cobble™	90
Umbriano®	93
Westport™	63

## RETAINING WALLS AND VERTICALS

Brussels Dimensional Stone®	135
Estate Wall™	133
Lineo™ Dimensional Stone	129
Olde Quarry™	131
Pisa™ XL	139
Pisa™ Smooth XL	140
SienaEdge™	137
SienaStone™	141
U-Cara®	122-125
U-Cara Modular System	126
U-Cara Wall Mount System	127

## STEPS, TREADS, COPING & CAPS

Architectural Coping & Cap	153
Estate Wall	155
Fullnose™	151
Ledgestone™	150
Natural Stone	152
SienaStone™	155
SienaStone Smooth	155
Pisa Smooth XL	154
Umbriano Coping	153
Universal Coping	154

## TOPICS OF INTEREST

Borders & Accents	13
Coatings & Finishes	8
Classic	50
ColorFusion™	9, 57
Construction Process	164
Contractor Tips	162
Coping	148-155
Coping Pairings Guide	59
EnduraColor™	50
Elegance™	50
EasyClean™	8, 56
Fire Features	143
Joint Material	13
Laying Patterns	12
Maintenance	161
Outdoor Idea Center	158
Outdoor Kitchens	145
Paver Reference Guide	58
Permeable Pavers	53
Pillars	147
Reala™	55
Retaining Walls	120-141
Steps	148-155
Ultima™	54
Unilock Resources	160
Wall Reference Guide	59
Water Features	147

## COVER

**Pavers:** Arcana™ with Mattoni™ accent rug

**Walls:** U-Cara® Smooth with Architectural Coping

Unilock Ltd. and Hengestone Holdings, Inc. are the owners or authorized users of all trademarks used in this publication unless otherwise specified. Umbriano® are trademarks of Metten Stein + Design GmbH & Co KG used under license by Unilock®. Measurements throughout this portfolio are nominal. Not all products shown are available at all Unilock locations. Log on to [Unilock.com](http://Unilock.com) for availability. Colors shown in this catalog should be used only as a guide. Colors should always be chosen from actual samples. Contact your local Unilock representative for color availability in your area.

©2023 Hengestone Holdings, Inc.






## FOLLOW US

     @Unilock   @UnilockLife







**BOSTON**  
(508) 278-4536

**CHICAGO**  
(630) 892-9191

**MILWAUKEE**  
(262) 742-3890

**KANSAS**  
(913) 417-7985

**MICHIGAN**  
(248) 437-7037

**NEW YORK**  
(845) 278-6700

**MID-ATLANTIC**  
(202) 798-2060

**ONTARIO**  
(416) 646-9000

**CINCINNATI / KY / TN**  
(513) 202-0219

**OHIO/WESTERN PA  
/WNY&CNY**  
(330) 927-4000

**UNILOCK.COM**  
1-800-UNILOCK

